



vista

the newsletter from The Climatec Group

Now in our 31st year of successfully supplying quality uPVC and aluminium windows, doors and conservatories

Spring 2024

Spring is nearly over and although it's been a wet and windy season, we are all keeping everything crossed that we are heading into a nice and sunny Summer.

With the better weather on its way, we're seeing an increase in sliding and bifolding doors being ordered. It's good to know that both Climatec Windows and Alu-tec have a range of products that will satisfy your customers.

So, in this issue of Vista we will showcase the aluminium and uPVC sliding and bifolding doors we manufacture including the new REHAU Slinova and the new door recently launched by AluK; the S140 Sliding patio door.



ALUMINIUM DOORS

AluK BSF70 Bifold
AluK F82 Luminia Bifolds
AluK BSC94 Inline Sliding Door
AluK S140 Lift & Slide
AluK Infinium

UPVC DOORS

REHAU Slinova Sliding Door
Deceuninck Slider 24+

See inside for more details of all products



**Manufacturers and suppliers for
the window industry**

Specialising in UPVC and Aluminium products
for the retail and commercial markets



www.climatec-windows.co.uk
Tel: 01702 613733



www.alu-tec.co.uk
Tel: 01702 899440

ALUMINIUM DOORS



Bifolding and sliding doors are big business at our Alu-tec factory. Fabricated using AluK aluminium systems, these doors are popular with homeowners thanks to the slimmer frames, when compared to the uPVC alternatives, and subsequently the larger glazing area to create the perfect frame for that outside space.

BIFOLDING DOORS

BSF70 and F82 Bi-fold Doors

The bifolding door is an ingenious product that allows the homeowner to open up their doors completely, giving that feeling of extra space. The multiple door panels stack neatly against each other and depending on space can be specified as open in or open out.

The BSF70 is our popular 70mm system with it's multiple door panel configurations, flush handles that pop-out for use, and maximum sash heights of 2.4m. The F82 is marketed as a more contemporary door thanks to it's slimmer sightlines. For example, the meeting stiles of the sashes when closed together measure 122mm as opposed to the 140mm of the BSF70. The max sash height is slightly larger too at 2.6m.



LIFT & SLIDE & INLINE SLIDING DOORS

BSC94 and S140 Sliding Doors

Sliding (Patio) doors are the perfect solution for homeowners that want to flood their home with light offered by the larger glazing units and slimmer frames of these two door systems. Available as standard inline or lift and slide for a more effortless glide, the doors have a max sash height of 3m and the inline sliders can be manufactured as a triple track option too.


The S140 door has recently been launched by AluK as a more energy efficient product. The improved thermals bring this door inline with building regulations and complies with Document L.



Infinium Sliding Door

The Infinium is the ultimate in luxury. Extra slim sightlines, concealed frames and floor to ceiling glazing offers the homeowner a view like no other from the comfort of their home.

With a maximum sash height of 3.5m, dual and triple track options available and a central interlock of just 21mm, these doors scream opulence and with light flowing through the home thanks to the large glazing panels, these doors are the perfect complement for modern designed newbuilds or extensions to properties.



Climatec
Windows & Doors

Tel: 01702 613733
www.climatec-windows.co.uk

Alu-tec
Windows & Doors

Tel: 01702 899440
www.alu-tec.co.uk

UPVC DOORS

Climatec Windows now have two sliding door systems to choose from. Both manufactured in the factories here in Southend, the new REHAU Slinova is an 80mm uPVC System and will sit alongside our Deceuninck Slider 24+.



NEW

REHAU Slinova Sliding Door

Climatec have recently added the newly launched REHAU Slinova sliding door to their portfolio.

The Slinova sliding door offers increased size options, eg. in a 2 pane configuration can be made up to 4m Wide and 2.4m high. The doors can also be specified as a triple track sliding door with 2, 3, 4 and 6 pane configurations and a low ali threshold is also available with the Slinova.

The clean cut design gives a contemporary look, not dissimilar to aluminium sliding doors. The Slinova can produce U values of 1.2 and 1.4 W/m²K dependant on glass used.



deceuninck



Deceuninck Slider 24 / 24+ Sliding Door

With 30 colours including their authentic 'wood effect' foils, the sliding door from Deceuninck is a popular choice for homeowners requiring a more heritage appearance.


The doors are available with 2, 3 or 4 pane configurations on a dual track* providing installers with the ability to glaze different sizes of aperture.

For extra security, or to comply with building regulations for new build properties, there is also the option to upgrade to a Slider 24+. The range of enhanced security features that can be added means this slider qualifies as a PAS 24 / Secured By Design accredited door.

Secured by Design



Official Police Security Initiative



*You may have seen in the trade press recently that Deceuninck are looking to launch a triple track option for their Slider 24+. In true Climatec manner, we will of course be keeping an eye on this and will advise in due course of any product update.



Climatec
Windows & Doors

Tel: 01702 613733
www.climatec-windows.co.uk

Alu-tec
Windows & Doors

Tel: 01702 899440
www.alu-tec.co.uk

NEW COLOURS FROM REHAU



REHAU have introduced two new foil colours for their Total70c and Rio products plus a new metallic foil for the Slinova sliding door.



**PEBBLE GREY
(GRAINED)**



**SAGE
(SMOOTH MATT)**

Pebble Grey and Sage are now available as standard for windows and doors in the REHAU Total70 and Rio systems.

These two colours are a popular choice in the industry currently and definitely provide a more heritage feel to the products.



ALUX DB703 (SMOOTH METALLIC). The metallic effect of this new foil is perfect for REHAU's Slinova sliding door - Already compared to it's aluminium counterpart, these doors in this colour will certainly give a modern or industrial vibe to the home.

Please note, these colours will be available across other REHAU systems, but will be non-standard and subject to surcharge and extended lead times. For comprehensive list of standard and non-standard colours, visit our website here www.climatec-windows.co.uk/wp-content/uploads/2023/01/REHAU-Standard-Foil-Colours-March-2024-3.pdf

NEW 1930S DOOR STYLE


We've expanded the 1930s range from our Period Door collection to include a new style, pictured here in the new Pebble Grey colour from REHAU.

The 1930s 3 is a new design that has the two mullions running from top to bottom allowing for three glazing areas at the top, as opposed to the one found with the other 1930s styles.

We've also added some new features to this door, which can also be adapted to most of our period door designs. These are highlighted below.



NEW



169mm Feature Midrail

Modelled around the deep sections found on timber doors. This larger midrail also allows us to use feature letterplates in the door.



Standard 105mm Midrail

NEW



Coastal Stainless Steel Letterplate

The Coastal contemporary hardware is a popular choice for our period doors. Up until now we haven't been able to utilise their letterplate collection due to size, but with the new feature midrail we can now offer these as an alternative solution.

NEW



Sweet Narrow Fingerpull

Ultion's Sweet range of 'edgeless' hardware now features a narrow fingerpull; are a perfect fit for our period doors.

NEW



CW23 Glass Design

Following a customer request for this glass design, we've now added it to our period door collection. This design is perfect for this new door, but can also be used as a single glazed unit in the 1930s and the 1930s 2 styles.

